



Accessories for ALSIDENT® SYSTEM 63

... a wide selection of hoods and brackets

The range of accessories for ALSIDENT® SYSTEM 63 includes mounting brackets, hoods and reducers.

The mounting brackets are made of white powder coated steel. The bracket versions are either table brackets for fixing on the edge of a table, wall brackets or a wide selection of columns for ceiling mounting.


The ceiling columns are available in standard lengths between 250 mm (10") and 2000 mm (80").

The reducers are made of Polypropylene (PP) and offer a stylish connection from the suction arm to the ventilation system.

In addition to a 250 mm suction pen, we offer a wide selection of hoods for ALSIDENT® SYSTEM 63 making it possible to choose the best hood for each task. The hoods are made of transparent PETG or PP and the suction pen of white polypropylene (PP). See insert for further information.

Please also feel free to visit www.alsident.com or contact your distributor.

Distributor



ALSIDENT® SYSTEM 63

Chemical resistant suction arm



Local Exhaust
– for a cleaner working environment

Installation of individual fume extraction systems at the source of the pollutant during the working process prevents the spread of polluted air into the surroundings. A local exhaust system is therefore the best solution for a clean working environment.

User-friendly extraction arm

ALSIDENT® SYSTEM fume extraction arms are self-sustaining with internal threaded stays and bearing springs. This construction constitutes a very user-friendly fume extraction arm that is easy to adjust to the source of the pollutant during the working process.

Easy maintenance and long durability

The only maintenance an ALSIDENT® SYSTEM extraction arm needs is cleaning according to requirements. It is easy to disassemble the arm and reassemble it after cleaning without the need for tools.
All ALSIDENT® SYSTEM extraction arms are made of high-quality materials ensuring easy maintenance and long durability. All plastic parts are made of shock-proof Polypropylene (PP). The internal and external surfaces of all brackets are powder coated. Threaded stays, springs and finger screws are made of acid-proof stainless steel ensuring long durability in aggressive environments. All O-rings are maintenance-free.

Measurements of pressure drop and efficiency

The Danish Technological Institute has measured the sound level, pressure drop and efficiency of the ALSIDENT® SYSTEM extraction arms and hoods. Please contact your distributor, ALSIDENT® SYSTEM A/S or visit www.alsident.com for test results, dimensioning diagrams and installation heights.

ALSIDENT® SYSTEM 63

– for aggressive working areas

Applications

ALSIDENT® SYSTEM 63 is suited for air volumes between 60-120 m³/h

ALSIDENT® SYSTEM 63 is very applicable in various trades where a chemical resistant suction arm is needed, such as laboratories, chemical industries, schools, high schools and universities.

Adjusted to the work conditions

ALSIDENT® SYSTEM 63 suction arms are quickly mounted with standard brackets for table, wall or ceiling.

The standard ALSIDENT® SYSTEM 63 arms are available in various types that are complementary to each other with reaches up to 1500 mm (59.06"). It is therefore possible to choose a suction arm adapted for each work situation. See insert for further information.

Material

ALSIDENT® SYSTEM 63 is used in work areas with special requirements for chemical resistance because of the type of pollution, e.g. chemical fumes. Therefore, the tubes and joints of this material version are made of white Polypropylene (PP). For information about resistance to specific chemicals, please contact your ALSIDENT® distributor.

Easy operation

In addition to the standard range, ALSIDENT® SYSTEM 63 is easily moved and positioned during the working process and is therefore very suitable for various applications with requirements for frequent change between different processes. ALSIDENT® SYSTEM 63 offers the possibility of adjusting the arm in many different positions with one hand.

Customized solutions
– short delivery time

In addition to the standard range, ALSIDENT® SYSTEM 63 offers special customized solutions. The ALSIDENT® technical department is always ready to help you find the best solution.

ALSIDENT® offers short delivery time for both standard products and special solutions.

Materials

	System 63 PP
Tubes – Ø 63 mm / 2.5"	Polypropylene (PP)
Joints and flanges	Polypropylene (PP)
Threaded stay + Springs	Acid-proof stainless steel ¹⁾
O-rings	Polyethylene (PE)

1) AISI 316L



System 63 Extraction Arms – Ø 63 mm / 2.5"

	Reach [mm / "]	Basic Article no.	PP (white)
			○
TABLE MOUNTED – 2 JOINTS			
	530 / 20.87	63-35-1-	7-5
	630 / 24.80	63-45-1-	7-5
	730 / 28.74	63-55-1-	7-5
TABLE MOUNTED – 3 JOINTS			
	800 / 31.50	63-3535-1-	7-5
	1080 / 42.52	63-5545-1-	7-5
WALL- AND CEILING MOUNTED – 3 JOINTS			
	760 / 29.92	63-3535-3-	7-5
	1120 / 44.09	63-3590-3-	7-5
	1025 / 40.35	63-5545-3-	7-5
	1190 / 46.85	63-6555-3-	7-5
	1500 / 59.06	63-9065-3-	7-5

ALSIDENT® SYSTEM 63 consists of three parts to be ordered separately: Extraction arm, hood and bracket.
Article no. of hoods and brackets – please see opposite page.
For further information about accessories, please visit:
www.alsident.com

Distributor






Hoods

SUCTION PEN	Length [mm/"]	Basic Article No.	PP (White) Colour/plastic parts:
	250 / 9.84	1-6325-7-	-5
HOOD	Dim. [mm/"]	Basic Article No.	PP (White) Colour/plastic parts:
	300 x 250 / 11.61 x 9.84*	1-632422-	5
	Dia: 280 / 11.02*	1-6328-	5
	Dia.: 385 / 15.16*	1-6335-	5
	Dia.: 385 / 15.16	1-6335-7-	5
	330 x 240 / 12.99 x 9.45*	1-633324-	5
	330 x 240 / 12.99 x 9.45	1-633324-7-	5






*) PETG: Polyethylene terephthalate, glycol modified

Brackets

BRACKET	Description	Article no.	Colour	
	Table bracket	2-6310	white	
	Wall bracket-open	2-195	white	
	Wall bracket-closed	2-195-10-5	white	
	Wall bracket-closed	2-195-10-22	AISI 316L	
CEILING COLUMN	Length [mm / "] (white)	Basic Article no.	Connection	
			Side	Top
	250 / 10	2-250-	80**	20
	500 / 20	2-500-	80	20
	750 / 30	2-750-	80	20
	1.000 / 40	2-1000-	80	20
	1.250 / 50	2-1250-	80	20
	1.500 / 60	2-1500-	80	20
	1.750 / 70	2-1750-	80	20
	2.000 / 80	2-2000-	80	20
	2.500 / 100	2-5000-	80	20

**) 250 mm, side connection: Only for socket pipe with hole.
Hole to be made by installer.

Other Accessories

REDUCER	Diameter of pipe [mm / "]	Article no.	Colour
	80-63 / 3.15-2.48	4-8063	white
	100-63 / 3.94-2.48	4-10063	white
SUPPORT BRACKET	Size [mm/"]	Article no.	Colour
	200 x 200 / 8 x 8	4-200-200	white
COVERING FLANGE	Size [mm/"]	Article no.	Colour
	200 x 200 / 8 x 8	4-200-200	white
AIRFLOW ALARM	Description	Article no.	Colour
	Audible and visual alarm at airflow below 4 m/sec.	10-01	as photo

ALSIDENT® SYSTEM 63 consists of three parts to be ordered separately: Extraction arm, hood and bracket.
Article no. of extraction arms – please see opposite page.
For further information about accessories, please visit:
www.alsident.com