



Accessories for the ALSIDENT® SYSTEM 75 Telescopic arm ... choose from a wide selection of hoods

The range of accessories for the ALSIDENT® SYSTEM 75 Telescopic arm includes mounting brackets, hoods and reducers.

The mounting brackets (wall bracket and ceiling columns) are from the System 100 range and are made of white powder coated steel. The ceiling columns are available in standard lengths between 500 mm (20") and 2000 mm (80"). The reducer is made of Polypropylene (PP) and are used in the connection from the extraction arm to the ventilation system. The selection of

hoods for the ALSIDENT® SYSTEM 75 Telescopic arm is from the System 75 range offering the best possibility of adapting the choice of hood to the workplace and the type of pollution.

The hoods are available in transparent PETG, anodized or powder coated aluminium.

See insert for further information.

Please also feel free to visit www.alsident.com or contact your distributor.



ALSIDENT® SYSTEM 75 Telescopic arm

Space-saving – with a long reach

Distributor



Local Exhaust – for a cleaner working environment

Installation of individual fume extraction systems at the source of the pollutant during the working process prevents the spread of polluted air into the surroundings. A local exhaust system is therefore the best solution for a clean working environment.

User-friendly extraction arm

ALSIDENT® SYSTEM fume extraction arms are self-sustaining with internal threaded stays and bearing springs. This construction constitutes a very user-friendly fume extraction arm that is easy to adjust to the source of the pollutant during the working process.

Easy maintenance and long durability

The only maintenance an ALSIDENT® SYSTEM extraction arm needs is cleaning according to requirements. It is easy to disassemble the arm and reassemble it after cleaning without the need for tools.

All ALSIDENT® SYSTEM extraction arms are made of high-quality materials ensuring easy maintenance and long durability. All plastic parts are made of shock-proof Polypropylene (PP). The aluminium parts are anodized and the internal and external surfaces of all brackets are powder coated. Threaded stays, springs and finger screws are made of acid-proof stainless steel ensuring long durability in aggressive environments. All O-rings are maintenance-free.

Measurements of pressure drop and efficiency

The Danish Technological Institute has measured the sound level, pressure drop and efficiency of the ALSIDENT® SYSTEM extraction arms and hoods. Please contact your distributor, ALSIDENT® SYSTEM A/S or visit www.alsident.com for test results, dimensioning diagrams and installation heights.

ALSIDENT® SYSTEM 75 Telescopic – an elegant and practical extraction arm

Applications

ALSIDENT® SYSTEM 75 is suited for air volumes between 80-180 m³/h (45-110 CFM).

The ALSIDENT® SYSTEM 75 Telescopic arm is built like a 2-joint extraction arm with a telescopic tube. The telescopic tube is space-saving and very suitable for stationary work situations in e.g. laboratories, machine shops, at weighing machines and by pouring of fluids.

Adjusted to the work conditions

The ALSIDENT® SYSTEM 75 Telescopic extraction arms are quickly mounted with standard brackets for wall or ceiling from ALSIDENT® SYSTEM 100.

The standard ALSIDENT® SYSTEM 75 Telescopic extraction arm is available in 2 types reaching 1300 mm or 1900 mm (51.20" or 74.80"). The combination of mounting type and reach makes it possible to adjust the extraction arm to each work situation. See insert for further information.

Aluminium (AL)

– For most applications

The ALSIDENT® SYSTEM 75 Telescopic arm is made of Aluminium (AL) and is used in environments with no special demands for chemical resistance or conductivity.

The ALSIDENT® SYSTEM 75 Telescopic extraction arms consist of aluminium tubes and movable joints of white Polypropylene (PP). The telescopic tube is reduced from Ø100 mm to Ø75 mm. The sliding tube is infinitely variable and self-sustaining.

Customized solutions

– short delivery time

In addition to the standard range, ALSIDENT® SYSTEM 75 also offers special customized solutions. Please contact your Alsident distributor to find the best solutions.

ALSIDENT® offers short delivery time for both standard products and special solutions.

Materials

	System 75AL Telescopic
Tubes – Ø 75 mm / 3" and Ø 100 mm / 4"	Anodized Aluminium
Joints and flanges	Polypropylene (PP)
Threaded stay and springs	Acid-proof stainless steel ¹⁾
O-rings	Polyethylene (PE) / Polypropylene (PP)
Tube reducer	Polyethylene HD (PEHD)

1) AISI 316L


System 75 Telescopic

Product Overview



System 75 Telescopic – Ø 75 mm / 3"

WALL/CEILING MOUNTED

	Reach [mm/"]	Article no.
	950-1300	900-1300-3
	1300-1900	900-1900-3










ALSIDENT[®] SYSTEM 75 TELESCOPIC consists of three parts to be ordered separately: Extraction arm, hood and bracket. Article no. of hoods and brackets – please see opposite page. For further information about accessories, please visit: www.alsident.com

System 75 Telescopic

Product overview



Hoods

SUCTION PEN	Length [mm/"]	Basic Article no.	ALU (like photo) Colour of plastic parts:	
			●	○
	250 / 9.84	1-7525	-	-
	250 / 9.84	1-7526-	4	5
SUCTION NOZZLE	Width [mm/"]	Basic Article no.	ALU (like photo) Colour of Plastic Parts:	
			●	○
	250 / 9.84	1-7525-	4	5
HOOD	Dim. [mm/"]	Basic Article no.	ALU (like photo) Colour of Plastic Parts:	
			●	○
	Dia.: 200 / 8	1-7524-	4	5
	Dia.: 200 / 8	1-7524 ¹	-	-
	420x320 / 16.54x12.60*	1-754232-	4	5
	Dia.: 280 / 11*	1-7528-	4	5
	Dia.: 385 / 15*	1-7535-	4	5
	330x240 / 13x9.45*	1-753324-	4	5

*) PETG: Polyethylene terephthalate, glycol modified

1) Suitable for autoclaving



- Only one colour
 X Not available

ALSIDENT® SYSTEM 75 TELESCOPIC consists of three parts to be ordered separately: Extraction arm, hood and bracket.






Article no. of extraction arms – please see opposite page.

For further information about accessories, please visit:
www.alsident.com

Brackets

BRACKET	Description	Article no.	Colour	
	Wall bracket	2-100-203	white ○	
CEILING COLUMN	Length [mm/"] / colour	Article no.	Connection	
			Side	Top
	500 / white ○	2-100-500	80	20
	500 / black ●	2-100-500-050	80	20
	750 / white ○	2-100-750	80	20
	750 / black ●	2-100-750-050	80	20
	1000 / white ○	2-100-1000	80	20
	1000 / black ●	2-100-1000-050	80	20
	1250 / white ○	2-100-1250	80	20
	1500 / white ○	2-100-1500	80	20
	1750 / white ○	2-100-1750	80	20
	2000 / white ○	2-100-2000	80	20
2500 / white ○	2-100-2500	80	20	

Other Accessories

REDUCER	Diameter of pipe [mm/"]	Article no.	Colour
	100-125 / 4-5	4-100125	white ○
PROTECTIVE GRILL	Diameter of pipe [mm/"]	Article no.	Colour
	75	5-17	white ○
SUPPORT BRACKET	Size [mm/"]	Article no.	Colour
	250 x 250 / 10 x 10	2-100-5	white ○
COVERING FLANGE	Size [mm/"]	Article no.	Colour
	250 x 250 / 10 x 10	4-250-250	white ○
AIRFLOW ALARM	Description	Article no.	Colour
	Audible and visual alarm at airflow below 4 m/sec.	10-01	as photo